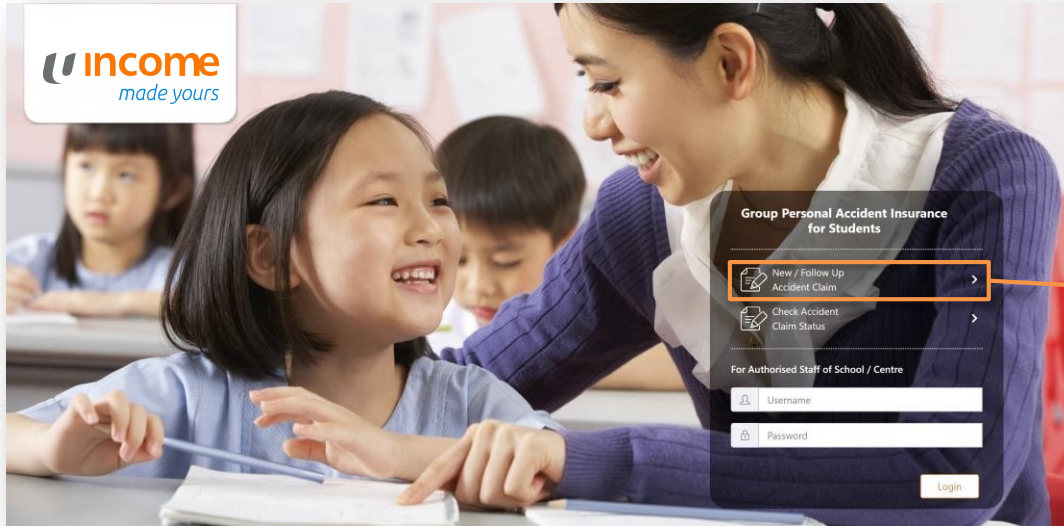




# **GROUP PERSONAL ACCIDENT INSURANCE FOR STUDENTS**

eSubmission User Guide - Parents



Select 'New / Follow Up Accident Claim'

# Submitting a New Claim

**eSubmission for Group Personal Accident (GPA) Insurance Plan for Students**

The acceptance of this eSubmission is NOT an admission of liability on the part of NTUC Income Insurance Co-operative Limited. To avoid any delay in processing your claim, please ensure you fill in all the information required in this eSubmission and upload all the supporting documents to us. The eSubmission will be certified by the school/ centre.

Please prepare scanned copy of your supporting documents in acceptable file format.

Supporting documents:


- Original final tax invoice(s)/receipt(s)
- Police report, if applicable
- For hospitalisation/day surgery, a copy of Hospital Discharge Summary/Day Surgery Form/Attending Physician's Medical Report
- Copy of the Shield Plan's settlement letter if there is any payment by Medisave-approved Integrated Shield Plan

Please keep the original tax invoice(s)/receipt(s) for at least 6 months from claim submission date and it must be made readily available upon insurer's request. Please ensure your email address and mobile number updated in the e-claim portal are correct.

Scan files must meet the following criteria:  
\*Acceptable file formats are pdf, jpg, jpeg and png.  
\*Maximum allowable size for each attachment is up to 10MB.

**Claim Type**

New Claim  Edit New Claim  Follow Up Claim

I'm not a robot 

eSubmission Guide

Select the 'New Claim' option and proceed

☰ GPA INSURANCE CLAIM

Step 1 Update Information    Step 2 Upload Supporting Documents    Step 3 Other Information

Particulars of Insured

Details of Accident

Other Information

Have you claimed or do you intend to claim from any insurer, other employer or any other parties for reimbursement of your medical bills? If 'yes', please state the party that you are claiming from and submit a copy of the settlement letter or payment voucher from the other party. \*  
(If Yes, please upload file under Step 2 - Upload Supporting Document)

Yes     No

Remarks  
Up to 500 characters including spaces

**Note :** It is important that you inform us if you are claiming from another insurer, other employer or any other parties for the same bill. You can only claim or be reimbursed once for the amount that you have incurred, regardless of the number of medical insurance policies you may have. We reserve the right to recover if there is any excess amount paid to you.

Payment Mode\*  
--Select--

Fill in the relevant details of your claims

Upload Supporting Documents ⌵


Claim Details - Original final tax invoice(s)/receipt(s)

Claim No	Visit Type	Date Incurred (Receipt Date) /Admission Date	Date Incurred To /Discharge Date	Clinic/Hospital Name	Receipt No.	Receipt Amount	Upload	Action
	-- Select --						Choose File... N..n	

Upload Supporting Documents, if applicable	Upload	Action
1. Upload School Incident Report/Hospital Discharge Summary/Day Surgery Form/Attending Physician's Medical Report	Choose File No file chosen	
2. Upload copy of the settlement letter or payment voucher from the other party	Choose File No file chosen	
3. Police report	Choose File No file chosen	
4. Copy of Shield Plan's settlement letter if there is any payment by Medisave-approved integrated Shield Plan. (Medisave-approved integrated Shield Plan refers to IncomeShield, AIA's HealthShield, Aviva's MyShield, Great Eastern's Supreme Health, Prudential's PRUshield and AXA Shield)	Choose File No file chosen	

Upload supporting documents

# New Claim Submitted

 **Student GPA** <studentgpa@mhcasia.com>  
to me ▾ Dec 27, 2018, 3:19 PM (2 days ago)

Hi Sir

Thank you for submitting your claim to Income Student GPA, this is your claim submission confirmation and your claim will be processed within 14 working days.

**Student Details**

<b>Case No/Submission No</b>	18207564
<b>Insured Name</b>	Testing Followup Claims Scenario 1
<b>Gender</b>	Male
<b>Name of School/Centre</b>	Swiss Cottage Secondary School
<b>Level</b>	Secondary
<b>Class</b>	5N1
<b>Home</b>	63164618

You will receive an Email Receipt of your claims for future references

**eSubmission for Group Personal Accident (GPA) Insurance Plan for Students**

The acceptance of this eSubmission is NOT an admission of liability on the part of NTUC Income Insurance Co-operative Limited. To avoid any delay in processing your claim, please ensure you fill in all the information required in this eSubmission and upload all the supporting documents to us. The eSubmission will be certified by the school/ centre.  
Please prepare scanned copy of your supporting documents in acceptable file format.

Supporting documents:

- Original final tax invoice(s)/receipt(s)
- Police report, if applicable
- For hospitalisation/day surgery, a copy of Hospital Discharge Summary/Day Surgery Form/Attending Physician's Medical Report
- Copy of the Shield Plan's settlement letter if there is any payment by Medisave-approved Integrated Shield Plan.

Please keep the original tax invoice(s)/receipt(s) for at least 6 months from claim submission date and it must be made readily available upon insurer's request.  
Please ensure your email address and mobile number updated in the e-claim portal are correct.


Scan files must meet the following criteria:  
\*Acceptable file formats are pdf, jpg, jpeg and png.  
\*Maximum allowable size for each attachment is up to 10MB.

**Claim Type**

New Claim  **Edit New Claim**  Follow Up Claim

Case No or Claim No \*      NRIC \*      DOB \*

Case No or Claim No      NRIC     

I'm not a robot  reCAPTCHA  
Privacy - Terms

Proceed Cancel

If you have input information wrongly, you will be able to edit the claim provided it has not been processed.

Select 'Edit New Claim' under Claim Type

Enter your Case / Claim Number, NRIC and Date of Birth

# Submitting a Follow-Up Claim

**eSubmission for Group Personal Accident (GPA) Insurance Plan for Students**

The acceptance of this eSubmission is NOT an admission of liability on the part of NTUC Income Insurance Co-operative Limited. To avoid any delay in processing your claim, please ensure you fill in all the information required in this eSubmission and upload all the supporting documents to us. The eSubmission will be certified by the school/ centre.  
Please prepare scanned copy of your supporting documents in acceptable file format.

Supporting documents:

- Original final tax invoice(s)/receipt(s)
- Police report, if applicable
- For hospitalisation/day surgery, a copy of Hospital Discharge Summary/Day Surgery Form/Attending Physician's Medical Report
- Copy of the Shield Plan's settlement letter if there is any payment by Medisave-approved Integrated Shield Plan

Please keep the original tax invoice(s)/receipt(s) for at least 6 months from claim submission date and it must be made readily available upon insurer's request.  
Please ensure your email address and mobile number updated in the e-claim portal are correct.


Scan files must meet the following criteria:  
\*Acceptable file formats are pdf, jpg, jpeg and png.  
\*Maximum allowable size for each attachment is up to 10MB.

**Claim Type**

New Claim  Edit New Claim  Follow Up Claim

Case No or Claim No \*    NRIC \*    DOB \*

Case No or Claim No    NRIC   

I'm not a robot 

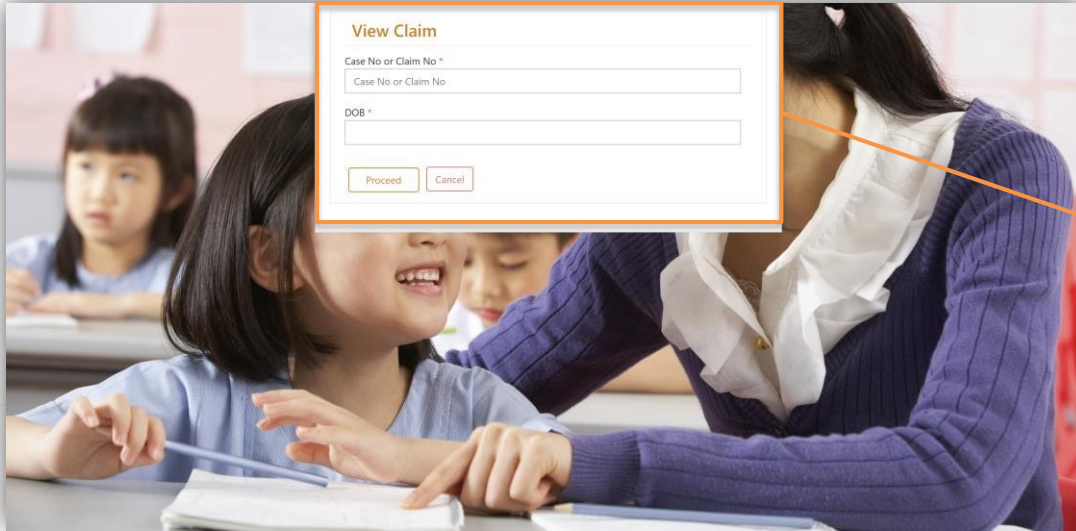
Select the 'Follow-Up Claim' option and proceed

Enter the relevant details





Select "Check Accident Claim Status"



Enter the relevant details

Supporting Documents

Upload Supporting Documents	Uploaded File
1. Upload Accident Description Claim Form or other documents/files	
2. Upload copy of the settlement letter or payment voucher from the other party	
3. Police report, if applicable	
4. Copy of the Shield Plan's settlement letter if there is any payment by Medisave-approved Integrated Shield Plan, (Medisave- approved integrated Shield Plan refers to NTUC's Enhanced IncomeShield, AIA HealthShield Gold Max, Aviva's MyShield, Great Eastern's Supreme Health, Prudential's PRUshield and AXA Shield)	

Processing History

No.	Action Performed	Action Date	Remarks
1	Claim Received	01-Dec-2018	
2	Claim Endorsed by School	31-Dec-2018	
3	Claim Approved by Admin	31-Dec-2018	

Cancel

View Claims Processing History



**Thank You**